

Scaled data based on original data using
LM-79-08 Approved Method: Electrical and Photometric Measurements of Solid-
State Lighting Products

Test Report Prepared for
Cooper Lighting Solutions
(formerly Eaton)

Brand: McGRAW-EDISON

Report Number: P198281

Luminaire Tested: **TT-C1-LED-E1-WQ-CG-MS/DIM-8030-UPL**

Issue Date: 3/3/2020

Test Information

Test Method: LM-79-08
Report Number: P198281
REPORT IS FROM IESNA LM-79-08 TEST DATA - UPLIGHT (P27139) AND SCALED
Test Lab: INNOVATION CENTER P2
Issue Date: 3/3/2020
Manufacturer: COOPER LIGHTING SOLUTIONS (FORMERLY EATON)
Product Line: MCGRAW-EDISON
Catalog Number: TT-C1-LED-E1-WQ-CG-MS/DIM-8030-UPL
Description: TOPTIER LED PARKING GARAGE LUMINAIRE WITH UPLIGHT
WIDE DISTRIBUTION WITH CLEAR GLASS LENS AND DIMMING OCCUPANCY SENSOR
Light Source: (168) 3000K CCT, 80 CRI LEDS
Ballast/Driver: ELECTRONIC DRIVER

Summary

Lumens per Lamp: N/A
Luminaire Lumens: 3729 lumens
Efficiency: N/A
Efficacy: 82.1 lumens/watt
Luminous Opening: Vertical Cylinder (Dia: 1.12' x H: 0.1')
IES Classification: Type V - Short - Non-Cutoff
BUG Rating: B2 - U4 - G1

Input Watts (W): 45.4
Input Voltage (V): NR
Input Current (Ain): NR
Voltage Rise (V): NR
Power Factor: NR
Total Harmonic Distortion (THDi): NR
Frequency (hertz): 60
Stabilization Time: NR
Operation Time: NR
Ambient Temperature (°C): NR
Test Distance: 25 FT

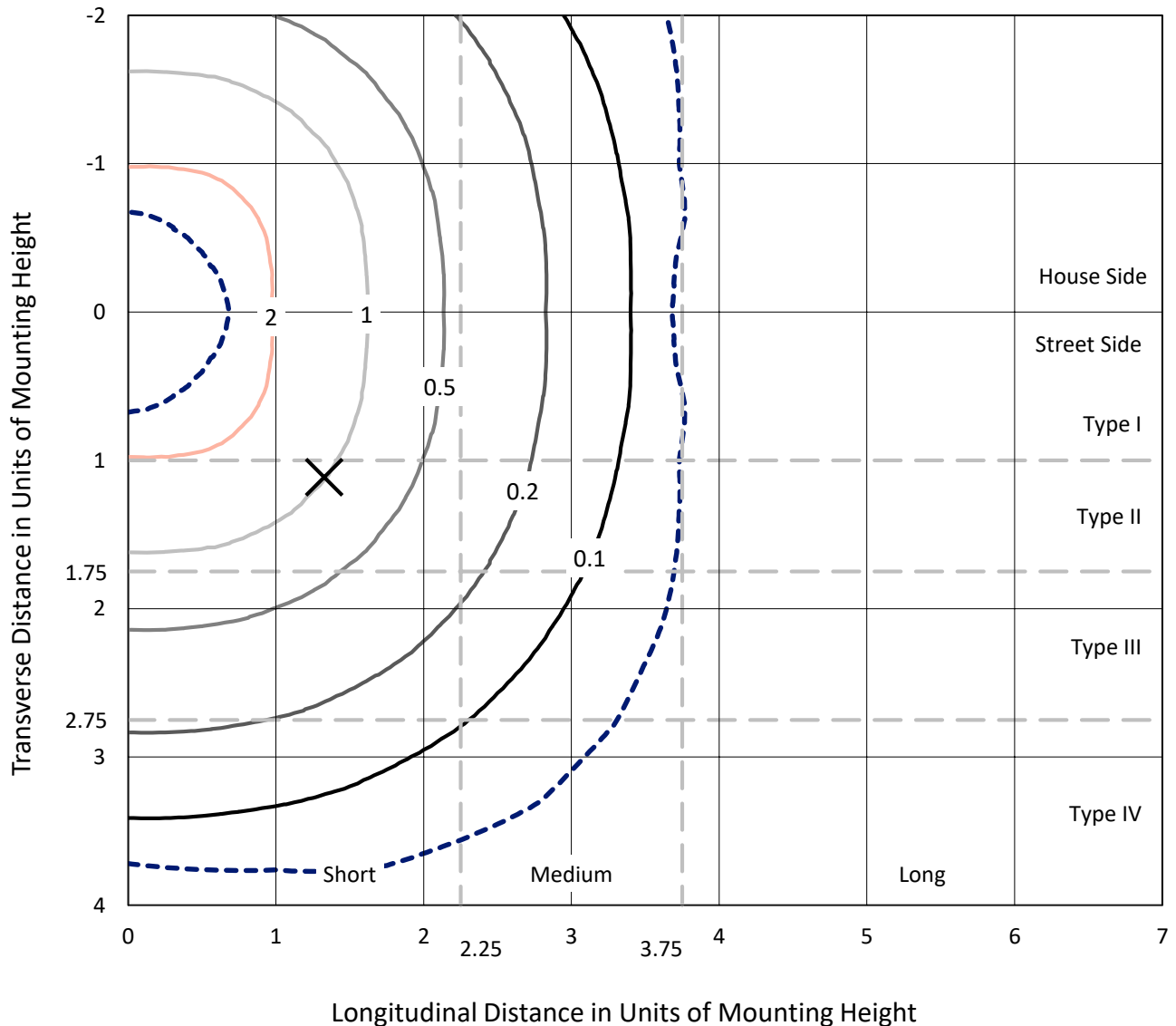


REPORT NUMBER: P198281

CATALOG NUMBER: TT-C1-LED-E1-WQ-CG-MS/DIM-8030-UPL

Iso-Footcandle Lines of Horizontal Illumination

✕ Max cd
 - - - 1/2 Max cd

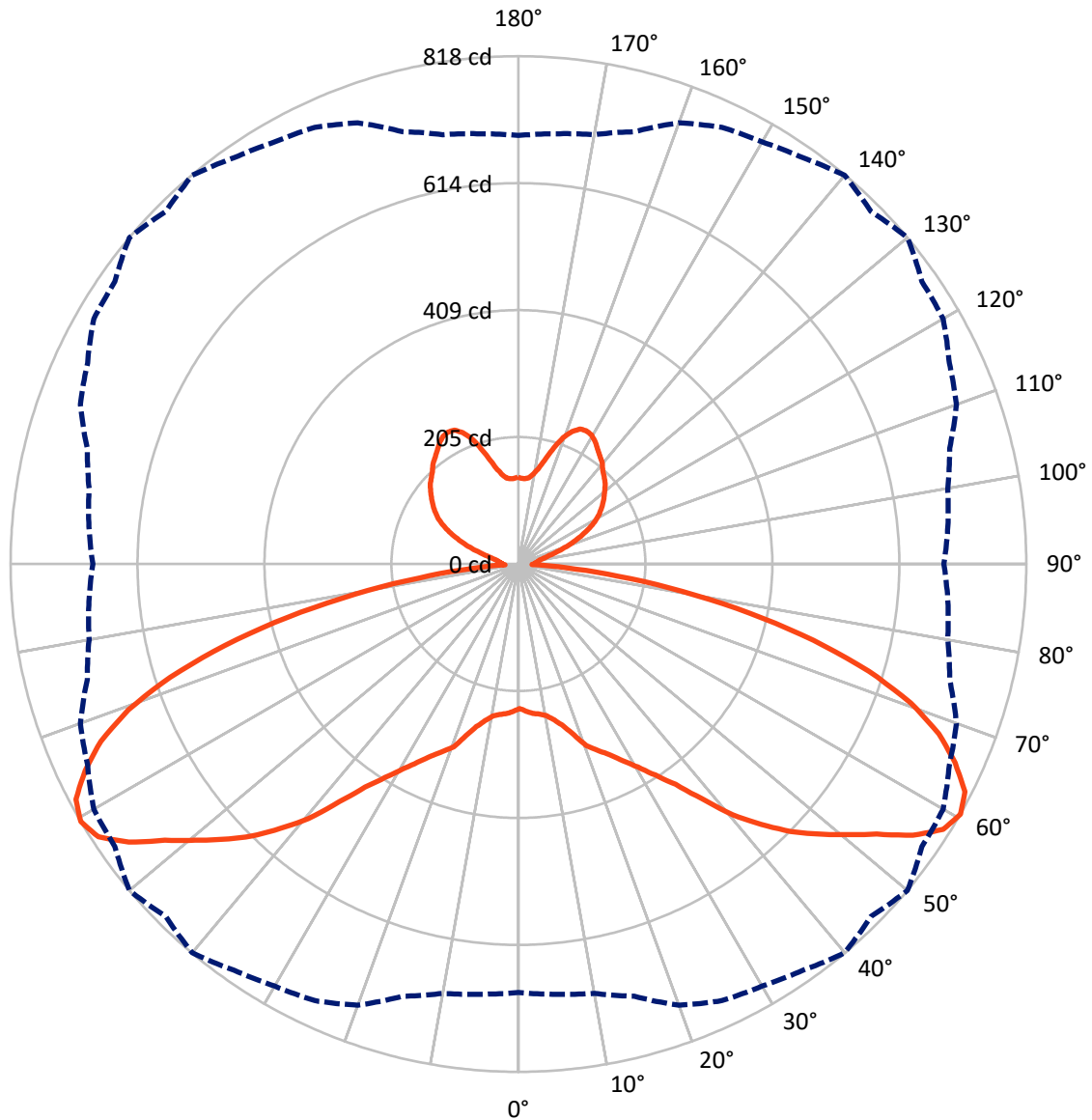


Based on 10 foot mounting height. Maximum calculated value = 2.6 fc
 Type V - Short - Non-Cutoff

REPORT NUMBER: P198281

CATALOG NUMBER: TT-C1-LED-E1-WQ-CG-MS/DIM-8030-UPL

Luminous Intensity Polar Plot



— Vertical Plane Through 50-Deg Lateral - - - Horizontal Cone Through 60-Deg Vertical

REPORT NUMBER: P198281

CATALOG NUMBER: TT-C1-LED-E1-WQ-CG-MS/DIM-8030-UPL

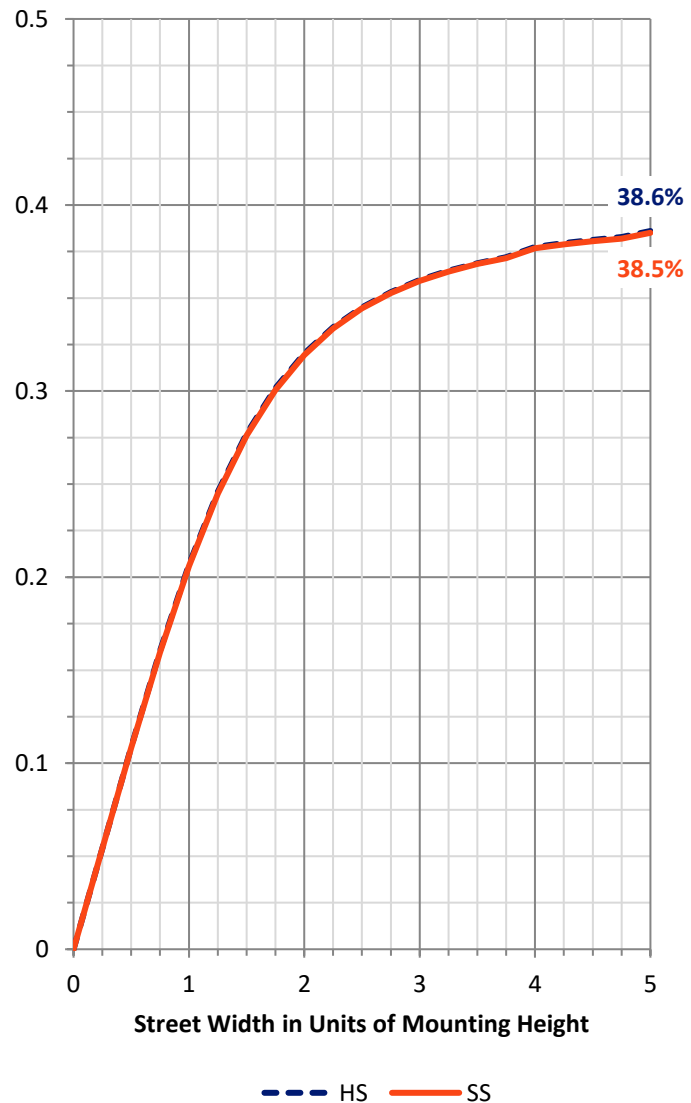
FLUX DISTRIBUTION:

		Downward	Upward	Total
House Side	Lumens	1452.5	412.0	1864.5
	% Fixture	39.0	11.0	50.0
Street Side	Lumens	1452.5	412.0	1864.5
	% Fixture	39.0	11.0	50.0
Total	Lumens	2905.1	824.0	3729.0
	% Fixture	77.9	22.1	100.0

Coefficient of Utilization

ZONAL LUMENS:

Zone	Lumens	% Fixture
0°-10°	23.2	0.6
10°-20°	78.3	2.1
20°-30°	158.0	4.2
30°-40°	273.1	7.3
40°-50°	453.6	12.2
50°-60°	644.6	17.3
60°-70°	704.1	18.9
70°-80°	467.7	12.5
80°-90°	102.6	2.8
90°-100°	38.3	1.0
100°-110°	59.4	1.6
110°-120°	119.3	3.2
120°-130°	148.7	4.0
130°-140°	153.2	4.1
140°-150°	136.0	3.6
150°-160°	103.7	2.8
160°-170°	51.8	1.4
170°-180°	13.6	0.4
0°-90°	2905.1	77.9
0°-180°	3729.0	100.0



REPORT NUMBER: P198281

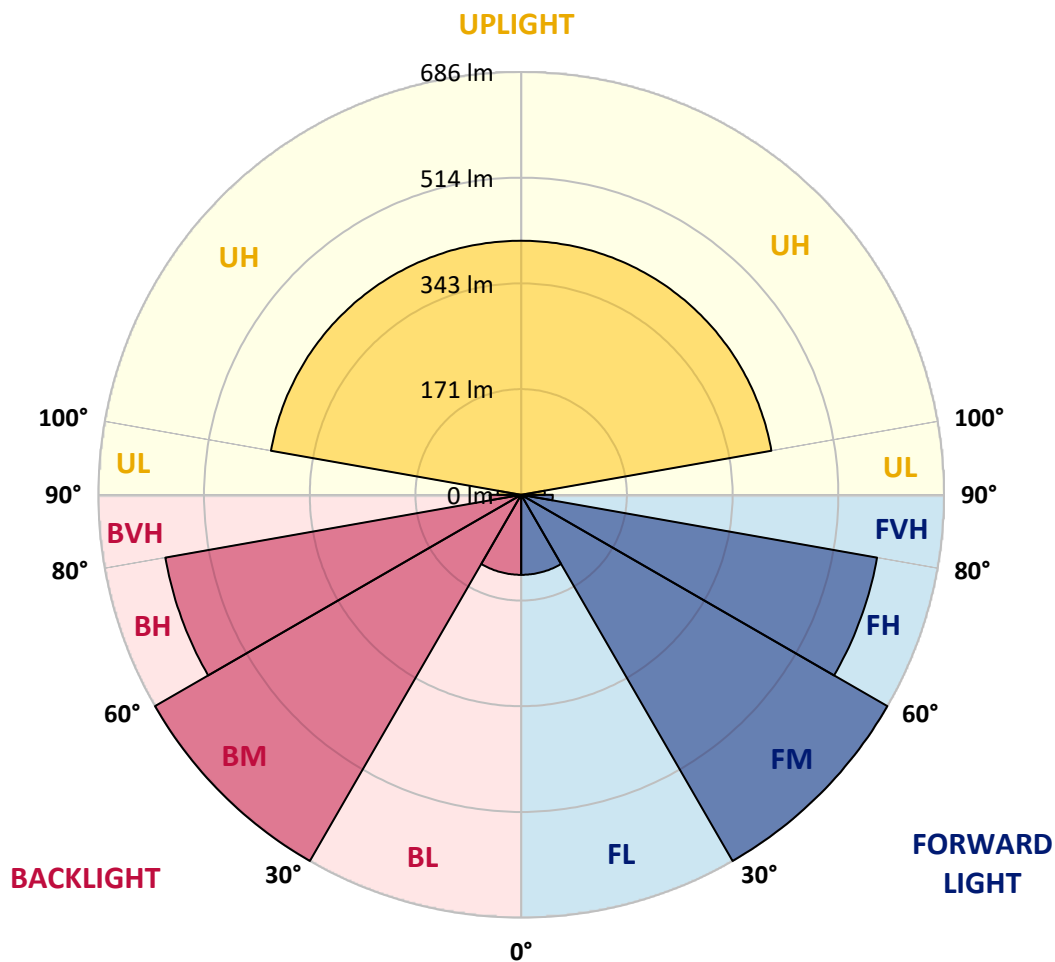
CATALOG NUMBER: TT-C1-LED-E1-WQ-CG-MS/DIM-8030-UPL

LUMINAIRE CLASSIFICATION SYSTEM LUMEN TABLE AND BUG RATING:

Zone	Lumens	% Fixture	Zone Rating/Lumen Limit		
			B	U	G
FL (0°-30°)	129.7	3.5			
FM (30°-60°)	685.6	18.4			
FH (60°-80°)	585.9	15.7			G0/660
FVH (80°-90°)	51.3	1.4			G1/100
BL (0°-30°)	129.7	3.5	B1/500		
BM (30°-60°)	685.6	18.4	B1/1000		
BH (60°-80°)	585.9	15.7	B2/1000		G0/660
BVH (80°-90°)	51.3	1.4			G1/100
UL (90°-100°)	38.3	1.0		U2/50	
UH (100°-180°)	412.0	11.0		U3/500	

BUG Rating: B2-U4-G1

Type V Short





REPORT NUMBER: P198281

CATALOG NUMBER: TT-C1-LED-E1-WQ-CG-MS/DIM-8030-UPL

CANDELA DISTRIBUTION (FULL):

	0°	5°	10°	15°	20°	25°	30°	35°	40°	45°	50°
0°	232.7	232.7	232.7	232.7	232.7	232.7	232.7	232.7	232.7	232.7	232.7
2.5°	237.5	237.5	237.5	237.5	237.5	237.5	237.5	237.5	236.9	237.5	237.5
5°	239.9	239.9	239.9	240.5	240.5	240.5	241.1	241.1	241.1	241.7	241.7
7.5°	241.7	241.7	241.7	241.7	242.3	242.3	242.3	242.9	242.9	243.5	244.1
10°	249.5	249.5	249.5	249.5	249.5	248.9	248.9	248.9	248.3	248.3	248.3
12.5°	259.1	259.7	260.3	260.3	260.3	260.3	259.1	257.9	257.9	257.9	257.9
15°	268.1	268.7	269.3	270.5	271.1	271.7	271.7	271.7	271.7	271.7	270.5
17.5°	282.5	283.1	283.1	283.7	284.3	284.3	284.9	286.7	289.1	290.3	289.1
20°	304.7	305.9	306.5	306.5	307.1	306.5	307.7	308.9	310.7	311.9	312.5
22.5°	320.9	322.1	323.9	323.9	323.9	323.3	324.5	325.1	324.5	324.5	325.7
25°	333.5	334.7	335.9	336.5	337.7	340.1	342.5	342.5	340.7	340.1	340.1
27.5°	349.7	351.5	351.5	352.1	353.3	355.1	357.5	359.3	360.5	359.3	358.7
30°	370.7	371.9	372.5	371.9	374.3	374.9	375.5	376.7	380.3	382.7	379.7
32.5°	386.9	388.7	390.5	392.9	398.3	400.7	400.1	401.3	402.5	404.9	405.5
35°	411.5	414.5	415.1	416.9	423.5	427.1	432.5	435.5	434.9	431.9	436.1
37.5°	448.7	452.3	452.9	455.9	462.5	465.5	471.5	479.3	481.1	476.9	479.3
40°	487.7	492.5	496.7	503.3	514.1	517.7	524.9	529.1	535.1	535.7	531.5
42.5°	520.7	526.1	526.1	537.5	549.5	559.6	568.6	569.2	573.4	579.4	573.4
45°	556.0	560.2	562.0	571.6	578.8	592.0	605.2	610.0	611.8	613.0	614.8
47.5°	588.4	593.8	595.6	604.0	611.8	623.8	632.2	646.6	650.2	645.4	650.2
50°	608.8	614.8	619.6	637.0	650.8	661.0	668.2	680.8	688.0	684.4	685.0
52.5°	640.6	642.4	647.2	656.8	676.6	704.2	712.6	716.8	727.0	732.4	722.8
55°	683.8	689.8	693.4	704.8	715.0	734.8	766.6	773.2	770.8	787.6	771.4
57.5°	691.0	700.0	711.4	733.0	751.0	761.8	781.6	804.4	803.8	806.2	806.8
60°	690.4	695.8	702.4	721.0	756.4	776.2	785.2	799.0	817.6	803.2	818.2
62.5°	686.2	694.0	701.2	714.4	733.6	761.8	787.0	785.2	810.4	799.0	807.4
65°	661.0	668.2	681.4	698.8	722.2	735.4	760.6	776.8	773.2	788.8	773.2
67.5°	617.2	623.8	634.6	655.0	679.6	698.8	707.8	734.8	731.8	749.2	730.6
70°	557.2	565.6	578.2	592.6	616.6	637.0	647.2	664.6	673.0	671.8	670.6
72.5°	485.3	492.5	502.7	518.3	538.7	558.4	566.2	579.4	593.2	589.0	590.2
75°	404.9	410.9	418.7	428.3	447.5	463.1	472.1	484.1	494.9	491.9	490.7
77.5°	311.9	319.1	327.5	336.5	344.3	358.7	365.3	373.7	382.7	380.9	381.5
80°	218.3	224.3	229.7	239.3	245.3	250.1	257.3	260.9	267.5	266.3	268.1
82.5°	133.2	137.4	141.0	145.8	151.2	150.0	150.6	154.8	160.2	157.2	162.0
85°	65.4	64.8	68.4	69.6	73.2	72.6	72.0	74.4	77.4	75.6	75.6
87.5°	16.8	16.8	16.8	17.4	19.2	21.0	19.2	20.4	21.6	22.2	21.6
90°	36.0	36.0	36.0	36.0	35.0	34.0	31.0	29.0	27.0	26.0	26.0
92.5°	40.0	39.0	39.0	38.0	36.0	34.0	32.0	29.0	27.0	27.0	27.0
95°	44.0	43.0	42.0	41.0	38.0	36.0	34.0	32.0	31.0	30.0	30.0
97.5°	42.0	42.0	41.0	40.0	38.0	37.0	36.0	35.0	34.0	33.0	32.0
100°	45.0	45.0	45.0	44.0	42.0	40.0	39.0	38.0	36.0	36.0	35.0
102.5°	51.0	51.0	50.0	49.0	47.0	46.0	45.0	44.0	42.0	42.0	42.0
105°	60.0	60.0	59.0	57.0	55.0	54.0	53.0	53.0	51.0	52.0	52.0
107.5°	72.0	72.0	72.0	70.0	68.0	67.0	66.0	66.0	66.0	68.0	68.0
110°	86.0	86.0	87.0	89.0	86.0	85.0	85.0	86.0	86.0	87.0	86.0



REPORT NUMBER: P198281

CATALOG NUMBER: TT-C1-LED-E1-WQ-CG-MS/DIM-8030-UPL

CANDELA DISTRIBUTION (continued):

	0°	5°	10°	15°	20°	25°	30°	35°	40°	45°	50°
112.5°	101.0	102.0	104.0	108.0	106.0	107.0	107.0	110.0	108.0	107.0	103.0
115°	121.0	122.0	123.0	128.0	126.0	128.0	127.0	129.0	126.0	124.0	120.0
117.5°	140.0	141.0	141.0	144.0	141.0	141.0	140.0	141.0	138.0	136.0	135.0
120°	152.0	153.0	154.0	155.0	151.0	149.0	147.0	149.0	147.0	147.0	148.0
122.5°	161.0	162.0	163.0	164.0	159.0	154.0	153.0	155.0	156.0	158.0	158.0
125°	169.0	169.0	170.0	172.0	168.0	163.0	160.0	165.0	166.0	168.0	167.0
127.5°	177.0	177.0	179.0	181.0	177.0	171.0	170.0	176.0	177.0	178.0	175.0
130°	187.0	188.0	190.0	191.0	185.0	179.0	179.0	186.0	187.0	186.0	183.0
132.5°	198.0	199.0	200.0	201.0	193.0	186.0	187.0	193.0	195.0	195.0	191.0
135°	210.0	210.0	211.0	209.0	199.0	192.0	193.0	199.0	202.0	201.0	197.0
137.5°	221.0	219.0	217.0	213.0	203.0	197.0	198.0	205.0	207.0	208.0	203.0
140°	229.0	226.0	222.0	216.0	205.0	200.0	201.0	207.0	210.0	213.0	212.0
142.5°	235.0	231.0	225.0	218.0	206.0	201.0	202.0	208.0	212.0	218.0	218.0
145°	235.0	230.0	225.0	218.0	207.0	202.0	204.0	211.0	215.0	223.0	225.0
147.5°	230.0	227.0	223.0	219.0	210.0	207.0	209.0	216.0	220.0	229.0	233.0
150°	224.0	221.0	219.0	220.0	215.0	214.0	216.0	222.0	227.0	235.0	239.0
152.5°	216.0	214.0	216.0	221.0	220.0	220.0	224.0	230.0	234.0	241.0	241.0
155°	208.0	207.0	211.0	219.0	222.0	224.0	229.0	237.0	239.0	243.0	239.0
157.5°	203.0	203.0	207.0	216.0	220.0	224.0	229.0	234.0	232.0	235.0	230.0
160°	199.0	198.0	203.0	210.0	212.0	213.0	216.0	219.0	216.0	219.0	216.0
162.5°	185.0	184.0	188.0	193.0	194.0	193.0	196.0	198.0	195.0	198.0	196.0
165°	169.0	167.0	169.0	173.0	173.0	173.0	175.0	176.0	174.0	177.0	175.0
167.5°	154.0	152.0	153.0	156.0	156.0	155.0	157.0	159.0	157.0	159.0	158.0
170°	142.0	141.0	142.0	145.0	144.0	144.0	146.0	147.0	146.0	147.0	147.0
172.5°	137.0	135.0	136.0	139.0	139.0	138.0	140.0	141.0	140.0	141.0	140.0
175°	136.0	134.0	135.0	137.0	137.0	137.0	138.0	139.0	138.0	139.0	138.0
177.5°	137.0	136.0	136.0	139.0	138.0	138.0	139.0	140.0	139.0	139.0	138.0
180°	140.0	140.0	140.0	140.0	140.0	140.0	140.0	140.0	140.0	140.0	140.0



REPORT NUMBER: P198281

CATALOG NUMBER: TT-C1-LED-E1-WQ-CG-MS/DIM-8030-UPL

CANDELA DISTRIBUTION (continued):

	55°	60°	65°	70°	75°	80°	85°	90°
0°	232.7	232.7	232.7	232.7	232.7	232.7	232.7	232.7
2.5°	236.9	237.5	236.9	237.5	237.5	237.5	237.5	236.9
5°	241.7	241.1	241.1	241.1	240.5	239.9	239.9	239.9
7.5°	244.1	244.1	243.5	242.9	242.3	242.3	243.5	242.9
10°	249.5	250.1	250.7	251.3	250.7	250.1	250.1	249.5
12.5°	257.9	258.5	259.7	260.9	260.9	260.3	259.1	258.5
15°	269.9	269.3	269.9	271.1	271.1	269.3	267.5	266.9
17.5°	286.7	284.9	283.7	283.7	284.9	283.1	281.3	281.9
20°	310.1	307.1	306.5	304.7	306.5	306.5	303.5	303.5
22.5°	326.9	324.5	322.1	320.3	322.7	323.9	320.9	318.5
25°	342.5	341.9	338.3	336.5	336.5	337.1	332.9	333.5
27.5°	358.1	358.1	355.7	352.7	351.5	353.3	349.7	348.5
30°	376.7	374.9	376.7	372.5	369.5	371.3	371.3	368.9
32.5°	400.7	398.3	400.1	395.3	391.1	390.5	387.5	383.9
35°	434.9	428.9	425.9	423.5	415.1	414.5	413.9	410.9
37.5°	478.1	470.3	463.7	464.3	452.3	449.3	449.3	445.1
40°	529.7	524.9	515.3	511.7	499.7	491.9	491.3	483.5
42.5°	565.6	567.4	554.8	546.5	536.9	524.9	525.5	517.1
45°	605.2	601.6	590.2	576.4	572.2	559.0	559.6	551.3
47.5°	643.0	629.8	623.8	608.8	602.2	587.2	589.0	583.0
50°	680.2	665.8	659.2	643.0	632.2	616.6	614.8	602.2
52.5°	719.8	706.0	697.0	673.6	659.2	647.2	642.4	636.4
55°	771.4	757.6	735.4	712.6	701.8	683.2	681.4	673.6
57.5°	794.2	783.4	760.0	745.0	723.4	704.2	697.0	682.0
60°	793.6	790.0	766.0	751.0	719.2	702.4	694.6	685.6
62.5°	787.0	782.8	754.6	737.8	709.0	694.6	688.6	677.2
65°	773.8	759.4	734.2	720.4	689.2	676.6	663.4	653.2
67.5°	736.6	706.6	695.2	677.8	647.2	634.0	621.4	611.2
70°	667.0	644.8	634.6	613.0	586.6	578.2	562.6	551.3
72.5°	578.2	566.2	555.4	532.1	513.5	505.1	489.5	479.9
75°	479.9	472.7	457.7	440.3	423.5	420.5	403.7	400.1
77.5°	372.5	365.9	353.9	341.3	333.5	327.5	312.5	311.3
80°	260.9	256.7	247.1	241.7	236.3	230.9	220.7	219.5
82.5°	154.2	151.2	151.8	146.4	143.4	142.2	134.4	135.0
85°	74.4	72.0	72.0	72.0	69.0	68.4	63.6	64.2
87.5°	21.6	19.2	19.2	19.2	18.0	18.0	15.6	16.2
90°	28.0	30.0	32.0	33.0	34.0	34.0	34.0	34.0
92.5°	28.0	30.0	32.0	33.0	35.0	36.0	36.0	36.0
95°	30.0	32.0	34.0	35.0	37.0	38.0	39.0	38.0
97.5°	33.0	34.0	34.0	35.0	36.0	36.0	36.0	36.0
100°	36.0	37.0	38.0	38.0	38.0	38.0	37.0	37.0
102.5°	43.0	44.0	44.0	42.0	42.0	41.0	41.0	41.0
105°	54.0	54.0	53.0	51.0	49.0	48.0	48.0	49.0
107.5°	68.0	68.0	66.0	63.0	60.0	59.0	59.0	60.0
110°	84.0	83.0	84.0	81.0	78.0	76.0	74.0	75.0



REPORT NUMBER: P198281

CATALOG NUMBER: TT-C1-LED-E1-WQ-CG-MS/DIM-8030-UPL

CANDELA DISTRIBUTION (continued):

	55°	60°	65°	70°	75°	80°	85°	90°
112.5°	102.0	102.0	105.0	103.0	100.0	98.0	95.0	94.0
115°	121.0	123.0	125.0	124.0	123.0	121.0	116.0	113.0
117.5°	138.0	140.0	141.0	139.0	139.0	139.0	133.0	129.0
120°	150.0	151.0	153.0	148.0	148.0	148.0	145.0	142.0
122.5°	159.0	160.0	162.0	156.0	155.0	156.0	153.0	150.0
125°	167.0	167.0	168.0	164.0	163.0	164.0	160.0	158.0
127.5°	176.0	175.0	175.0	173.0	173.0	173.0	166.0	163.0
130°	183.0	182.0	183.0	181.0	184.0	181.0	171.0	169.0
132.5°	190.0	189.0	192.0	189.0	192.0	190.0	179.0	176.0
135°	196.0	197.0	201.0	199.0	199.0	195.0	185.0	184.0
137.5°	203.0	205.0	210.0	207.0	204.0	198.0	191.0	190.0
140°	212.0	214.0	217.0	214.0	209.0	202.0	195.0	195.0
142.5°	220.0	222.0	223.0	217.0	211.0	204.0	198.0	198.0
145°	230.0	230.0	227.0	217.0	211.0	205.0	201.0	202.0
147.5°	239.0	236.0	229.0	218.0	212.0	207.0	204.0	206.0
150°	242.0	240.0	232.0	220.0	214.0	211.0	210.0	211.0
152.5°	242.0	241.0	235.0	223.0	219.0	217.0	215.0	216.0
155°	238.0	237.0	234.0	227.0	224.0	223.0	220.0	219.0
157.5°	228.0	229.0	229.0	226.0	226.0	225.0	222.0	219.0
160°	215.0	217.0	219.0	219.0	221.0	222.0	218.0	215.0
162.5°	196.0	199.0	200.0	201.0	204.0	208.0	207.0	207.0
165°	176.0	179.0	181.0	181.0	185.0	189.0	190.0	192.0
167.5°	160.0	163.0	165.0	164.0	168.0	171.0	172.0	174.0
170°	148.0	150.0	152.0	152.0	155.0	158.0	159.0	160.0
172.5°	141.0	144.0	145.0	144.0	146.0	149.0	149.0	151.0
175°	138.0	140.0	141.0	140.0	141.0	143.0	143.0	144.0
177.5°	138.0	140.0	140.0	138.0	140.0	141.0	141.0	141.0
180°	140.0	140.0	140.0	140.0	140.0	140.0	140.0	140.0

(END OF REPORT)